

Lait'xcellent recognition program

The Lait'xcellent program recognizes the work and commitment of producers who have succeeded in consistently delivering the best quality milk. Every year, Les Producteurs de lait du Québec awards trophies and cash prizes to Québec's three winners and three winners in each region. Certificates are also presented in recognition of producers who attain outstanding milk quality goals over the course of the year.



2023

441 "Very Great Distinction" certificates¹

643 "Great Distinction" certificates²

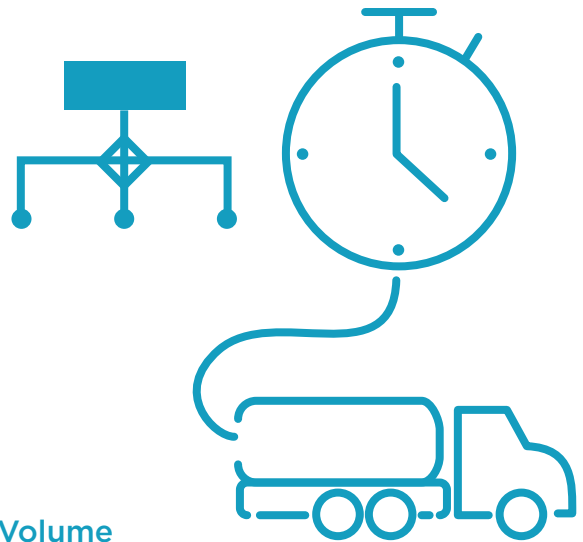
223 "Improvement" certificates³



- 1 Average less than 10,000 TB and no result greater than 30,000 TB
Average less than 150,000 SC and no result greater than 250,000 SC
- 2 Average less than 25,000 TB and no result greater than 40,000 TB
Average less than 200,000 SC and no result greater than 250,000 SC
- 3 Certificates for producers whose milk quality results improved by at least 20% compared to 2022

Technical Controls

The Technical Controls Section of the Milk Management Department is responsible for ensuring that composition tests and volume measurements are consistent with the milk shipped by producers and paid for by the plants.



Volume

96% of the milk volume received by plants was measured by an approved meter.

Milk composition (butterfat, protein, lactose and other solids)

96% of the milk was sampled at plants, for the purposes of their milk payments, using an approved sampler.

Difference between the volumes measured at the farm and at the plant

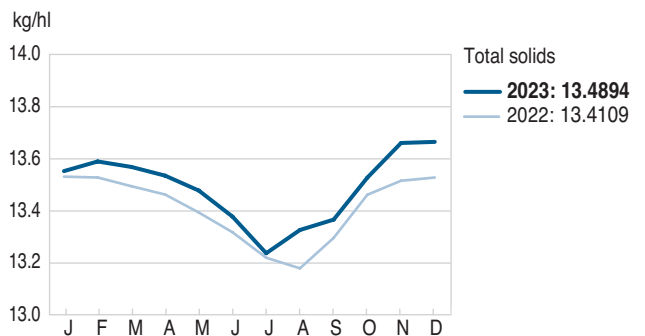
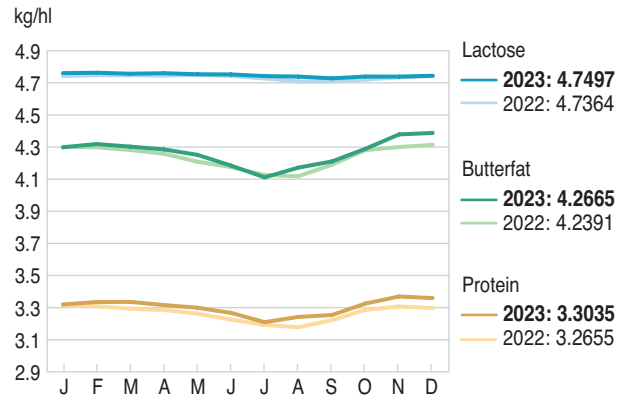
A number of measures are implemented to enable staff members, in collaboration with milk transporters, to keep the difference as low as possible between the volume measured on farms and the volume received at plants according to the meter. Some of these measures include regular visits to inspect the meters and automatic samplers during calibrations at plants. Calibration checks are also conducted on the bulk tanks of producers who request them or on pickup routes that show significant variations. **In 2023, the difference was 0.11%, compared to 0.12% in 2022.**

Management of the sampling and testing program results

Throughout the year, follow-ups were carried out on an ongoing basis with milk transporters, dairy plants and the laboratory to ensure that sampling programs were operating smoothly.

In 2023, **809,547 test results** (790,805 official results and 18,742 rejections, which make for a 2.3% rejection rate) and 113,713 tank results were checked for milk payment and billing purposes. Additionally, **207,468 milk quality (bacteria) samples** were processed. Of that number, 12,020 were canceled because of a rejection code, which means that 5.79% of the samples were rejected.

MONTHLY TEST – WEIGHTED AVERAGE



MONTHLY MILK PRODUCTION VOLUME

