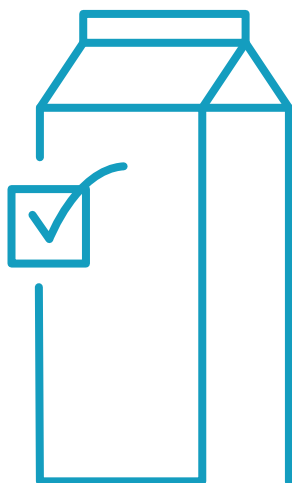


Quality Control

The Quality Control Section of the Milk Management Department ensures the application of the standards set out in the milk marketing agreements and the improvement of the quality of milk delivered by dairy producers.



Total bacteria (TB)

Milk that met the standard:
97.55% in 2022
97.69% in 2021

Somatic cells (SC)

Milk that met the standard:
99.51% in 2022
99.49% in 2021

Milk adulteration by water

Milk that met the standard:
99.78% in 2022
99.79% in 2021

New grader training

Les Producteurs de lait du Québec participated 4 times in the complete training of 57 new milk graders at the Institut de technologie agroalimentaire de Saint-Hyacinthe.

Quality premiums

1. Les Producteurs de lait du Québec premium

Results equal to or lower than 20,000 TB and 200,000 SC per millilitre

- **3,811 producers received the \$0.50 per hectolitre premium at least once**

2. Organic premium

Results equal to or lower than 15,000 TB and 250,000 SC per millilitre

- **77.6% of certified organic milk producers received the specific quality premium for organic milk, the \$0.50 per hectolitre, at least once**

3. Premium set out in the milk marketing agreements

Results equal to or lower than 15,000 TB and 150,000 SC per millilitre

- **2,842 producers received the \$0.1523 to \$0.2358 per hectolitre premium at least once**

The premium is funded equally by producers and processors (3¢/hl each). It is paid on a monthly basis to each qualifying producer when Quebec's average has been equal to or lower than 250,000 SC per millilitre during the reference period. The premium will continue in 2023 because Quebec's weighted average for the reference period from December 2021 to November 2022 was 172,201 SC per millilitre.

Suspension of pickup

Pickup was suspended for 25 producers who accumulated four or more penalties for total bacteria or somatic cells over a rolling 12-month period, and more than once for some, for a total of 31 suspensions.

Intervention protocol

Les Producteurs de lait du Québec hires Lactanet and its milk quality advisors to guide producers with milk quality problems on their farms in their search for solutions. **In 2022, 672 farm visits were made, in addition to telephone calls, for the purpose of providing advisory services.**

STRATIFICATION OF MILK QUALITY

Analysis results		2022 % volume	2021 % volume	2022 % analyses	2021 % analyses
Total bacteria count	1 to 15,000/ml	57.55	58.49	56.12	57.49
	15,001 to 50,000/ml	33.69	33.16	34.82	34.15
	50,001 to 121,000/ml	6.31	6.04	6.54	6.06
	more than 121,000/ml	2.45	2.31	2.52	2.30
Somatic cell count	1 to 100,000/ml	15.76	14.28	14.67	13.24
	100,001 to 200,000/ml	53.14	51.83	50.14	48.94
	200,001 to 300,000/ml	24.83	27.07	26.81	28.67
	300,001 to 400,000/ml	5.78	6.31	7.42	8.17
	more than 400,000/ml	0.49	0.51	0.96	0.98

AVERAGE ANALYSIS RESULTS

	2022 Weighted average	2021 Weighted average	2022 Arithmetic mean	2021 Arithmetic mean
Total bacteria count/ml	24,626	23,974	25,218	24,342
Somatic cell count/ml	172,527	177,072	180,799	185,199

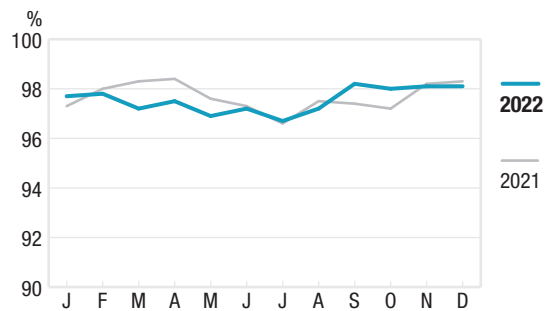
QUALITY REQUIREMENTS – 2022

Analysis	Standard
Total bacteria count	121,000 IBC ¹ /ml – Notice at 50,000 IBC/ml
Bacteria after pasteurization	7,000 CFU ² /ml
Somatic cell count	400,000 SC/ml – Notice at 350,000 SC/ml
Adulteration by antibiotics	Negative
Adulteration by water	Freezing point with limit of -0.507°C
Adulteration by antiseptics	Negative
Sediments	No sediments
Smell	No bad smell
Temperature	4°C maximum
Taste	No bad taste
Falsification (fraudulent alteration of composition or quality of raw milk)	No falsification allowed

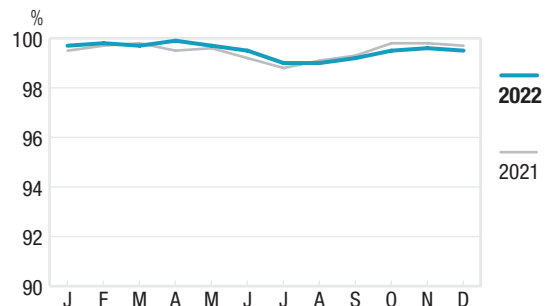
1 Individual bacteria count

2 Colony forming units

MILK CONFORMING TO STANDARD – TOTAL BACTERIA COUNT



MILK CONFORMING TO STANDARD – SOMATIC CELL COUNT



Lait'xcellent recognition program

The Lait'xcellent program recognizes the work and commitment of producers who have succeeded in consistently delivering the best quality milk. Every year, Les Producteurs de lait du Québec awards trophies and cash prizes to Quebec's three winners and three winners in each region. Certificates are also presented in recognition of producers who attain outstanding milk quality goals over the course of the year.



2022

509 "Very Great Distinction"¹ certificates

728 "Great Distinction"² certificates

252 "Improvement"³



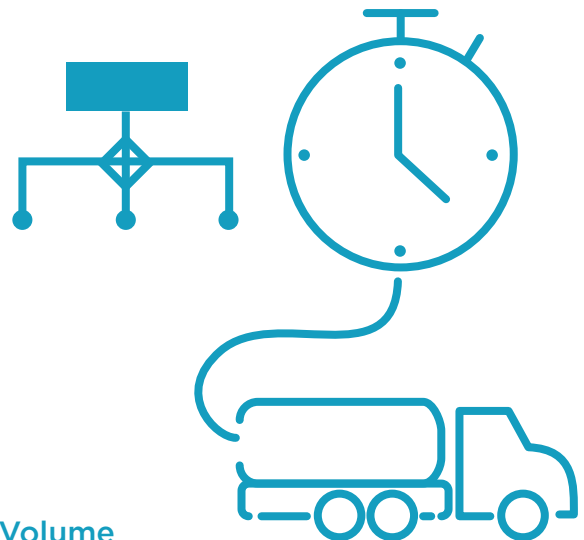
¹ Average less than 10,000 TB and no result greater than 30,000 TB
Average less than 150,000 SC and no result greater than 250,000 SC

² Average less than 25,000 TB and no result greater than 40,000 TB
Average less than 200,000 SC and no result greater than 250,000 SC

³ Certificates for producers whose milk quality results improved by at least 20% compared to 2021

Technical Controls

The Technical Controls Section of the Milk Management Department is responsible for ensuring that composition tests and volume measurements are consistent with the milk shipped by producers and paid for by the plants.



Volume

96% of the milk volume received by plants was measured by an approved meter.

Milk composition (butterfat, protein, lactose and other solids)

96% of the milk was sampled at plants, for the purposes of their milk payments, using an approved sampler.